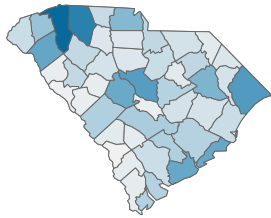


COVID-19 in South Carolina
As of 11:59 PM on 8/22/2021

Deaths
10,324

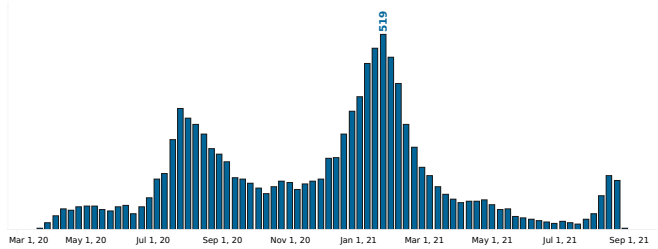
Percent of Deaths with Comorbid Conditions
64.8%

Reported Deaths due to COVID-19, by County
County: All



Count 15 1,067

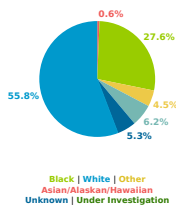
Reported COVID-19 Deaths, by Week of Date of Death



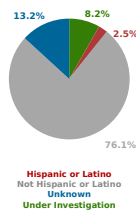
[Go to Comorbidity Details](#)

County Displayed: **South Carolina** | Dates Displayed: 3/4/2020 to 8/22/2021
Note: Data is suppressed for fewer than 5 cases

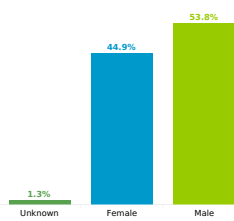
Reported COVID-19 Deaths, by Race
All



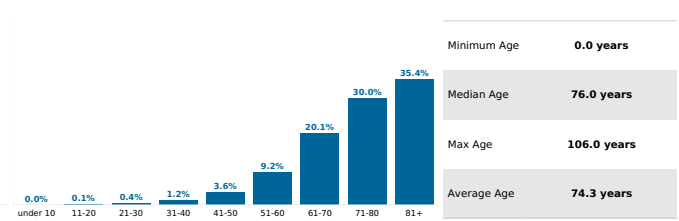
Reported COVID-19 Deaths, by Race
All



Reported COVID-19 Cases, by Sex
All



Reported COVID-19 Cases, by Age Group & Age Related Information



Minimum Age **0.0 years**
Median Age **76.0 years**
Max Age **106.0 years**
Average Age **74.3 years**